

BENTLEY MK.VI.SECTION MFRONT SUSPENSION

Containing:-

- GROUP 1. ARM TORQUE
 2. AXLE STUB
 3. LEVER LOWER TRIANGLE
 4. PIPES BIJUR OIL
 5. SPRING MAIN COILED
 6. STABILISER FRONT
 7. YOKE UPPER TO LOWER TRIANGLE LEVER

KEY TO CHASSIS NUMBERS

Used on	A, B, C, D Series	} On R.H. cars = F
" " B-EY	2-278, 282-452, 460-464	
" "	A, B, C, D Series	} On L.H. cars = F
" " B-EY	1-124, 128-134, 138-174	
" " B-EY	280, 454, 456, 458, 466-500	} On R.H. cars = G
" " B-EW	1-501	
" " F Series		
" " B-EY	126, 136, 176-500	} On L.H. cars = G
" " B-EW	1-501	
" " F Series		
" "	G Series and onwards	= H
" "	A, B, C, D, E, F Series	= J

GROUP M1. ARM TORQUE

Comprising

ARM, torque, assembly with		RF 3464	2	Fe
Stud, .500" dia., triangle lever		KB 962/Z	2	
ARM, torque assembly, with		RF 6703	2	G
Stud, .500" dia., triangle lever		RF 6637	2	
ARM, torque assembly, as above	1	RF 6911	2	H
BOLT, 3 BA, oil pipe clip	X. 8	K 3603/Z	2	
BOLT, 2 BA, oil pipe clip	X. 9	K 103/Z	2	
BOLT, .250" dia., 3 way connection	X.10	K 210/Z	2	
BOLT, .375" dia., bracket to frame	X.12	K 409/Z	8	
BRACKET, assembly, L.H. with 3 off stud KB.807/Z	2	RF 7953	1	
BRACKET, assembly, R.H. with 3 off stud KB.807/Z		RF 7954	1	
BRACKET, stabiliser, connecting link	3	FB 3998	2	
BUFFER, bump	4	RF 5386	2	F
BUFFER, bump assembly, consisting of	5	RF 6632A	2	G/H
Bump, buffer		RF 6632	2	
Plate		RF 6631	2	
BUSH, rubber, spherical	6	FB 3650	2	
CAP, bracket, torque arm bearing	7	RF 8105	2	
CLIP, oil pipe centre	8	F 78487	2	
CLIP, oil pipe rear	9	GW 1842	2	
HOUSING, buffer	10	RF 6633	2	G/H
NUT, full, .312" dia., bracket to cap	X.21	K 4009/Z	6	
NUT, full, .375" dia., bracket to frame	X.21	K 4010/Z	8	
NUT, full, .500" dia., triangle lever	X.21	K 4012/Z	4	
NUT, half, 3 BA, centre pipe clip	X.24	K 4304/Z	2	
NUT, half, 2 BA, rear pipe clip	X.24	K 4307/Z	2	
NUT, half, .250" dia., 3 way connection	X.24	K 4310/Z	2	
NUT, half, .250" dia., buffer screw	X.24	K 4310/Z	4	F
PACKING, arm to bracket, 18 SWG thick	11	RF 5720		B
PACKING, arm to bracket, 21 SWG thick		RF 5721		B
PACKING, bracket to frame	12	FB 4862	2	
PLATFORM, buffer, stop, L.H.	13	RF 6639	1	G/H
PLATFORM, buffer, stop, R.H.		RF 6640	1	G/H
SCREW, set thrust stay, (early cars use a stud)		KC 429	2	
WASHER, spring, 3 BA, centre pipe clip	X.87	K 9005/Z	2	
WASHER, spring, 2 BA, rear pipe clip	X.87	K 9006/Z	2	
WASHER, spring, .250" dia., 3 way connection	X.87	K 9008/Z	2	
WASHER, spring, buffer screw	X.87	K 9008/Z	4	F
WASHER, spring, .312" dia., bracket to cap	X.87	K 9009/Z	6	
WASHER, spring, .375" dia., bracket to frame	X.87	K 9010/Z	8	
WASHER, spring, .250" dia., triangle lever and stay bolts	X.87	K 9012/Z	6	

NOTE:- • RF.3464 is no longer obtainable. RF.6911 can be used to replace it together with R.4494, packing piece.

GROUP M2. AXLE STUB

Comprising

AXLE, stub, L.H. assembly, consisting of	1	RF 3258A	1	J
Axle, stub		RF 3258	1	
Stud, 2 BA, top cover		KB 650/Z	3	
Stud, .250" dia., bottom flange		KB 753/Z	4	
Stud, .312" dia., carrier plate		KB 3830/Z	4	
AXLE, stub, R.H. assembly, as for L.H. except axle		RF 3257A	1	J
AXLE, stub, L.H. assembly, consisting of	2	RE 10545A	1	H
Axle, stub		RE 10545	1	
Stud, 2 BA, top cover		KB 650/Z	1	
Stud, .250" dia., bottom plate		KB 753/Z	4	
Stud, .312" dia., carrier plate		KB 3833/Z	4	
AXLE, stub, R.H. assembly, as above except axle		RE 10544A	1	H
BAND, sealing, outer bearing retaining nut	3	GW 1719	2	J
BAND, sealing, outer bearing retaining nut		RF 5439	2	H
BEARING, pivot lower	4	GW 1979	2	A
BEARING, pivot lower	5	RF 8366	2	A
BEARING, pivot lower		RG 7105	2	A
BEARING, pivot upper	6	GB 2620	2	A/J
BEARING, pivot upper		RG 7082	2	A/J
BEARING, pivot upper		RF 8367	2	A/J
BEARING, pivot upper	7	RF 5438	2	A/H
BEARING, pivot upper		RF 8364	2	A/H
BOLT, .312" dia., axle to carrier plate	X. 1	KB 8456/Z	8	
COVER, pivot, upper bearing	8	GB 2623	2	J
COVER, pivot, upper bearing	9	RF 5375	2	H
FLANGE, lower pivot pin	10	FB 4732	2	J
FLANGE, lower pivot pin assembly	11	RF 7008	2	H
NUT, castellated, .750" dia., outer bearing, L.H.	X.19	KB 3610/Z	1	J
NUT, castellated, .750" dia., outer bearing, R.H.	X.20	KB 3609/Z	1	J
NUT, castellated, outer bearing, L.H.	12	RE 10547	1	H
NUT, castellated, outer bearing, R.H.		RE 10546	1	H
NUT, half, upper bearing	X.24	K 4331/Z	2	J
NUT, half, upper bearing	X.24	K 4328/Z	2	H
NUT, half, 2 BA, top cover	X.24	K 4307/Z	6	
NUT, half, .250" dia., bottom flange	X.24	K 4310/Z	8	
NUT, half, .312" dia., carrier plate	X.24	K 4313/Z	16	
PIECE, distance, axle stub to inner bearing	13	FB 4053	2	J
PIN, split, .187" dia., outer bearing	X.31	K 4625/Z	2	J
PIN, split, .187" dia., outer bearing	X.31	K 4627/Z	2	H
PIVOT, axle assembly, consisting of	14	FB 4265A	1	J
Bush, taper		G 100371	1	
Pin, pivot		FB 4265	1	
Plug, oil restricting		GW 1816	1	
Rollers needle		RF 6757	34	A
Rollers needle		RF 7364	34	A
PIVOT, axle assembly, as above except pivot	15	RF 5373A	1	H

GROUP M2. (Continued overleaf)

GROUP M2. AXLE STUB (Continued)

RETAINER, felt washer	16	GW 1960	1	A
TROUGH, oil	17	GB 2619	1	J
UNION, oil, pivot bottom flange assembly	18	RF 6799	2	J
WASHER, adjusting, axle nut			2	J/A
.070 thick RF 4508	.100 thick FB 4056	19		
.075 thick RF 4509	.105 thick FB 4057			
.080 thick RF 4510	.110 thick FB 4058			
.085 thick RF 4511	.115 thick RF 4512			
.090 thick FB 4054	.120 thick RF 4513			
.095 thick FB 4055	.125 thick RF 4514			
WASHER, aluminium, oil union	20	RF 3274	4	J
WASHER, felt	21	GB 2329	2	
WASHER, plain, pivot pin	22	RF 8809	2	H
WASHER, locking, .687" dia., upper bearing nut	23	GB 2622	2	J
WASHER, plain, .750" dia., axle retaining nut	24	FB 5086	2	J
WASHER, spring, 2 BA, top cover	X.87	K 9006/Z	6	
WASHER, spring, .250" dia., bottom flange	X.87	K 9008/Z	8	
WASHER, spring, .312" dia., axle to carrier plate	X.87	K 9009/Z	16	
WASHER, thrust	25	GW 399	2	
WASHER, tab nut pivot pin	26	RF 5376	2	H
WASHER, distance, axle pivot	27	RF 5377	2	H
WASHER, sealing, pivot pin	28	RF 5378	2	H
WASHER, axle pivot, .125 thick	29	RF 8370	2	HB
WASHER, axle pivot, .123 thick		RF 8371	2	HB

GROUP M3. LEVER LOWER TRIANGLE

Comprising

BOLT, long	1	GW 1594	2	
COVER, coiled pipe	2	G 83638	2	
HOUSING, roller	3	GW 800	4	
LEVER, triangle, L.H. assembly, consisting of	4	RG 901A	1	
Bush, Silentbloc		RF 6412	1	
Lever, triangle		RG 901	1	
Stud, .500" dia., thrust stay (when fitted)		FB 4460	1	
LEVER, triangle, R.H. as for L.H. except, lever		RG 900A	1	
NUT, castellated, .312" dia.	X.20	K 4209/Z	2	
NUT, half, .250" dia., coil pipe cover	X.24	K 4310/Z	2	
NUT, half, .500" dia., thrust stay (when fitted)	X.24	K 4322/Z	2	
PACKING, felt	5	GW 440	4	
PIECE, distance, assembly, with 1 off Bush G.83713 (not supplied separately)	6	G 83639A	2	
PIECE, distance long	7	GW 807	2	
PIN, bearing	8	FB 3072	2	
PIN, split, .062" dia.	X.31	K 4602/Z	2	
ROLLERS, needle, 2.5 mm dia., x 15.8 mm long (27 each housing)	9	RF 6846	108	A

GROUP M3. (Continued overleaf)

GROUP M3. LEVER LOWER TRIANGLE (Continued)

SCREW, set thrust stay		KC 429	2	
STAY, thrust, lower triangle lever to torque	10	FB 4459	2	
STAY, thrust, extra duty type		RF 6413		
WASHER, adjusting roller housing	11			
.085 thick FB 4843		.100 thick FB 4846		
.090 thick FB 4844		.105 thick GW 801		
.095 thick FB 4845				
WASHER, aluminium, .312" dia., bearing felt	X.83	KB 1077	4	
WASHER, plain, .250" dia.	X.85	K 4407/Z	2	
WASHER, plain, roller retaining	12	GW 805	4	
WASHER, spring, .250" dia.	X.87	K 9008/Z	2	
WASHER, spring, .500" dia., thrust stay	X.87	K 9012/Z	4	

GROUP M4. PIPES BIJUR OIL

Comprising

BUSH, threaded	4	RF 6786	6	
ELBOW, lower bearing	1	Z 8000/101	2	
ELBOW, yoke	2	RF 6775	2	
JUNCTION, 3 way oil pipes	3	RF 6781	2	
NUT, half, .375" dia., adaptor to frame	X.24	K 4316/Z	2	
NUT, pipe retaining	5	RF 6780	6	
PIPE, arm to lever, L.H.	6	FB 4821	1	J
PIPE, arm to lever, L.H.		RF 8251	1	H
PIPE, arm to lever, R.H.		FB 4820	1	J
PIPE, arm to lever, R.H.		RF 8250	1	H
PIPE, coiled, yoke lower bearing, L.H.	7	FB 4823	1	J
PIPE, coiled, yoke lower bearing, L.H.		RF 8253	1	H
PIPE, coiled, yoke lower bearing, R.H.		FB 4822	1	J
PIPE, coiled, yoke lower bearing, R.H.		RF 8252	1	H
PIPE, torque arm to frame, L.H. assembly		FB 4819A	1	
Adaptor		FB 5033	1	
Ferrule		F 82497	1	
Pipe, arm to bracket		FB 5035	1	
Pipe, torque arm	8	FB 4819	1	
PIPE, torque arm to frame, R.H. assembly as L.H. except		FB 4818A	1	
Pipe, arm to bracket		FB 5034	1	
Pipe, torque arm		FB 4818	1	
SLEEVE, compression	9	RF 6783	12	
SLEEVE, joint	10	Z 8000/8	2	
WASHER, spring, .375" dia., coiled pipe adaptor	X.87	K 9010/Z	2	

GROUP M5. SPRING MAIN COILED

Comprising

BUFFER, assembly, consisting of	1	RF 5081	2	F
Buffer, rubber		RF 5081	2	
Plate, moulded to rubber		RF 4130	2	
Screw, moulded in rubber		RF 3952	6	
BUFFER, carrier, upper	2	FW 1912	2	F
HOUSING, buffer	3	FB 3384	1	F
NUT, half, .250" dia., buffer to carrier	X.24	K 4310/Z	6	F
PIECE, distance	4	RF 3920	2	F
SEATING, spring, upper and lower	5	RF 3469	4	
SPRING, main coiled		RF 6441	2	J
SPRING, main coiled		RF 6442	2	Je
SPRING, main coiled	6	RF 7192	2	H
SPRING, main coiled		RF 7166	2	He
STOP, buffer	7	RF 8067	4	G/H
STOP, buffer	7	RF 8067	2	F
WASHER, spring, .250" dia., buffer screw		K 9008/Z	6	F
WASHER, adjusting, spring seating	8	RF 6000		B

NOTE:- * These springs are used on chassis
classified as "Colonial".

GROUP M6. STABILISER, FRONT

Comprising

BAR, stabiliser	1	FB 4744	1	
BOLT, frame bracket	X.11	K 304/Z	4	
BRACKET, frame	2	FW 1505	2	
BUSH, rubber, front bracket	3	FW 1502	2	
NUT, half, .312" dia., frame bracket	X.24	K 4313/Z	4	
NUT, half, .312" dia., link stud	X.24	K 4313/Z	4	
PAD, rubber, link	4	FW 1503	8	
PIECE, distance link	5	FB 4493	2	
PLATE, frame bracket	6	FB 3994	2	
STUD, link, assembly, with 1 off, Nut K.4313/Z	7	FB 4743A	2	
WASHER, plain, rubber pads	8	GW 1694	8	
WASHER, spring, .312" dia., frame bracket	X.87	K 9009/Z	4	

GROUP M7. YOKE UPPER TO LOWER TRIANGLE LEVER

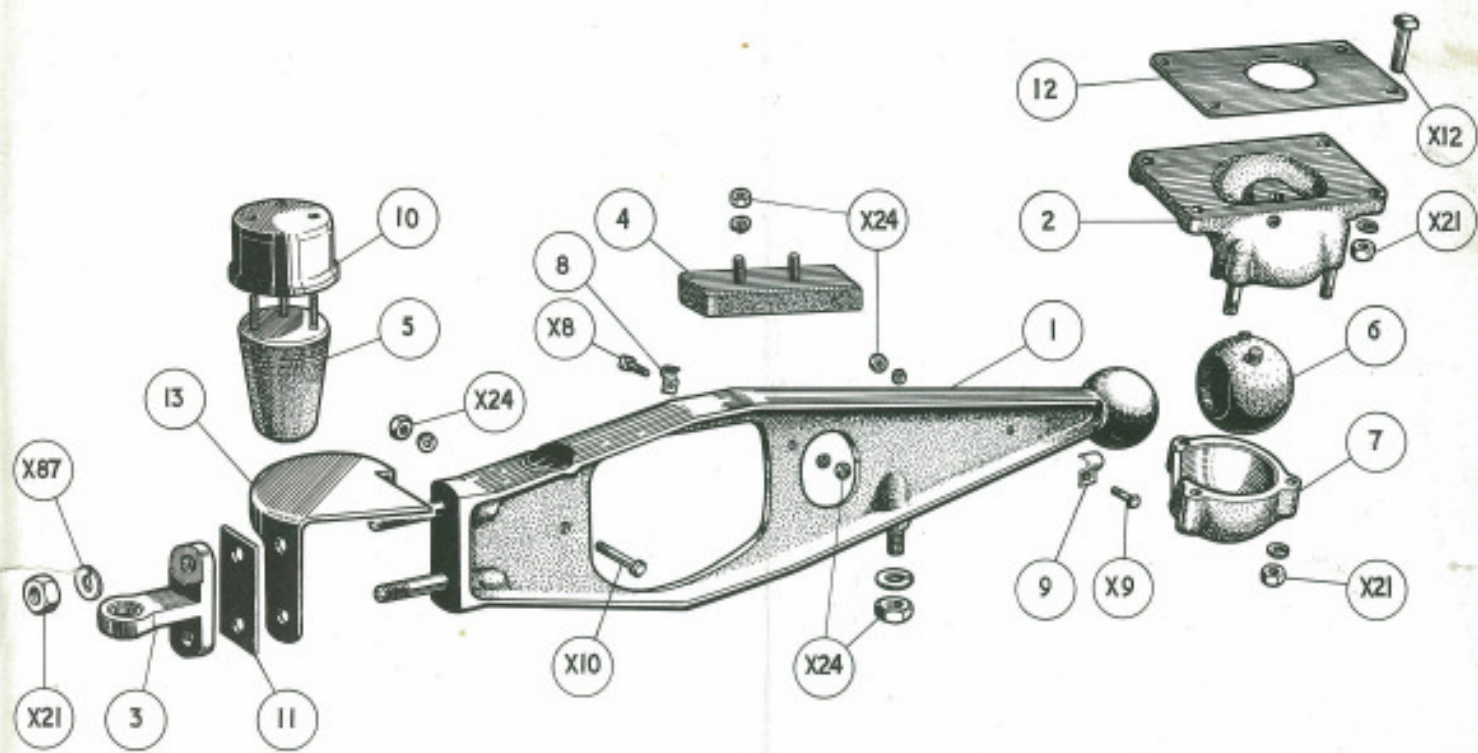
Comprising

BOLT, .312" dia., split boss	X.11	K 312/Z	4	
BOLT, .625" dia., upper bearing	1	FB 3073	2	
CLIP, oil pipe	2	F 78487	2	
NUT, castellated, .625" dia., upper bearing	X.20	KB 3601/Z	2	
NUT, full, .312" dia., split boss	X.21	K 4009/Z	4	
PIN, split, .125" dia., upper bearing	X.31	K 4614/Z	2	
SCREW, locating	3	FB 4267	2	
SCREW, oil pipe clip	X.45	K 1801/Z	2	

GROUP M7. (Continued overleaf)

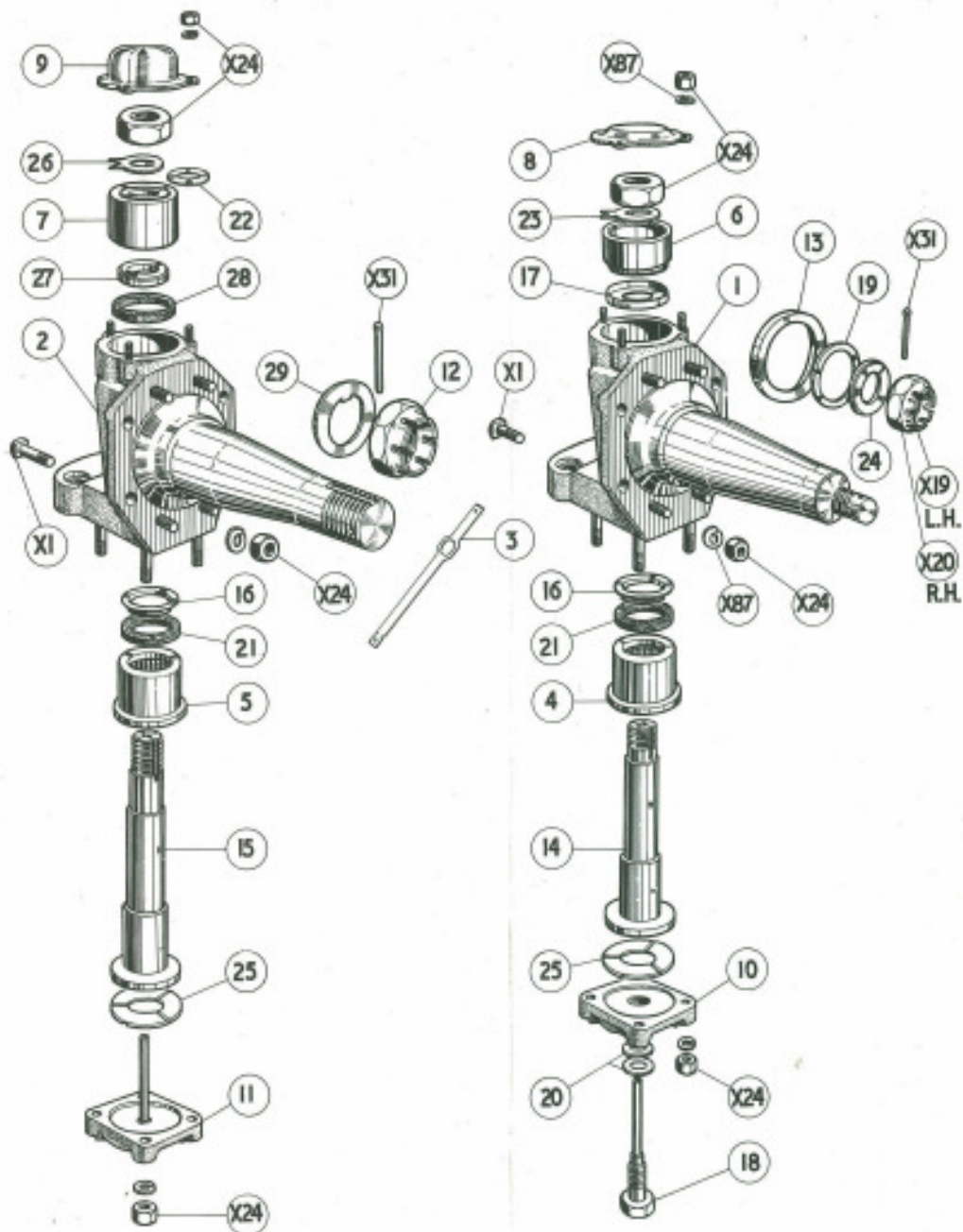
GROUP M7. YOKE UPPER TO LOWER TRIANGLE LEVER (continued)

WASHER, spring, 3 BA, oil pipe clip	X.87	K. 9005/Z	2	
WASHER, spring, 2 BA, locating screw	X.87	K. 9006/Z	2	
WASHER, spring, .312" dia., split boss	X.87	K. 9009/Z	4	
YOKE, L.H. for use with FB.3733A Steering Box	4	RF.5087A	1	J
Bush, Silentbloc		FB.3143	1	
Pin		RF.5083A	1	
YOKE, R.H. as above		RF.5086A	1	J
YOKE, L.H. for use with RF.5265 steering box no pin fitted		RF.3122A	1	J
Bush, Silentbloc		FB.3143	1	
YOKE, R.H. as above		RF.3121A	1	J
YOKE, L.H. as above		RF.4895A	1	H
YOKE, R.H. as above		RF.4894A	1	H



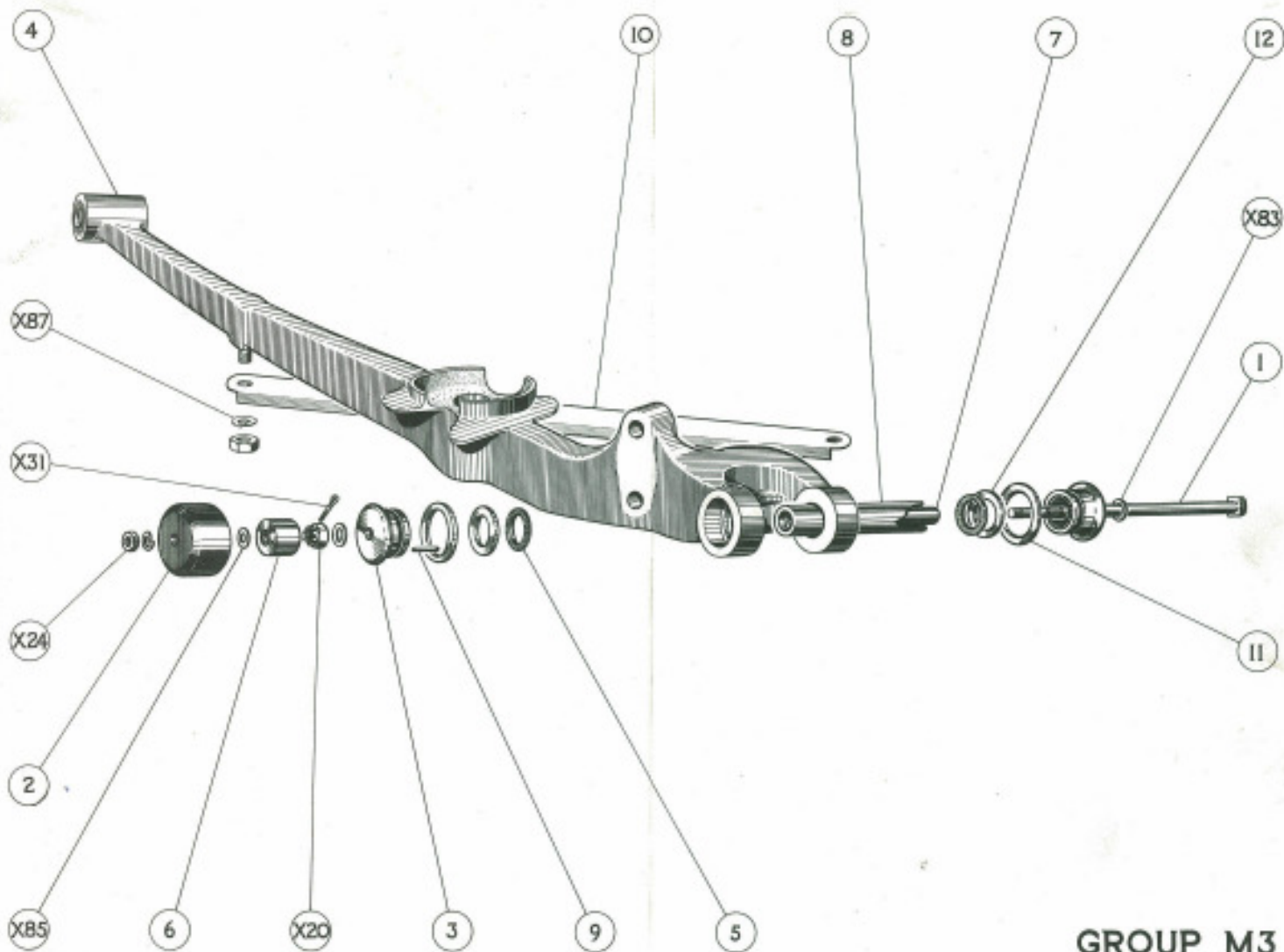
GROUP MI





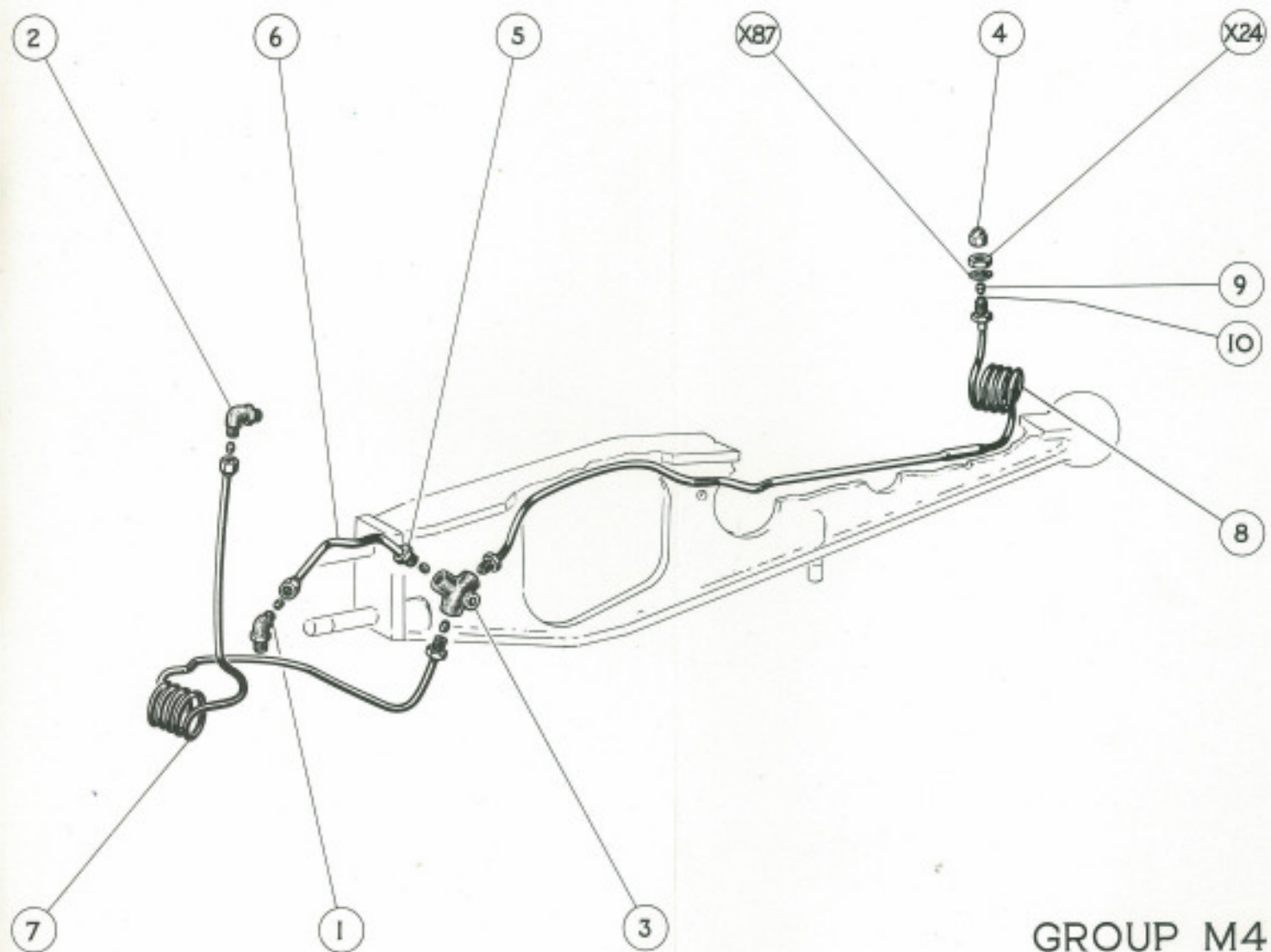
GROUP M2





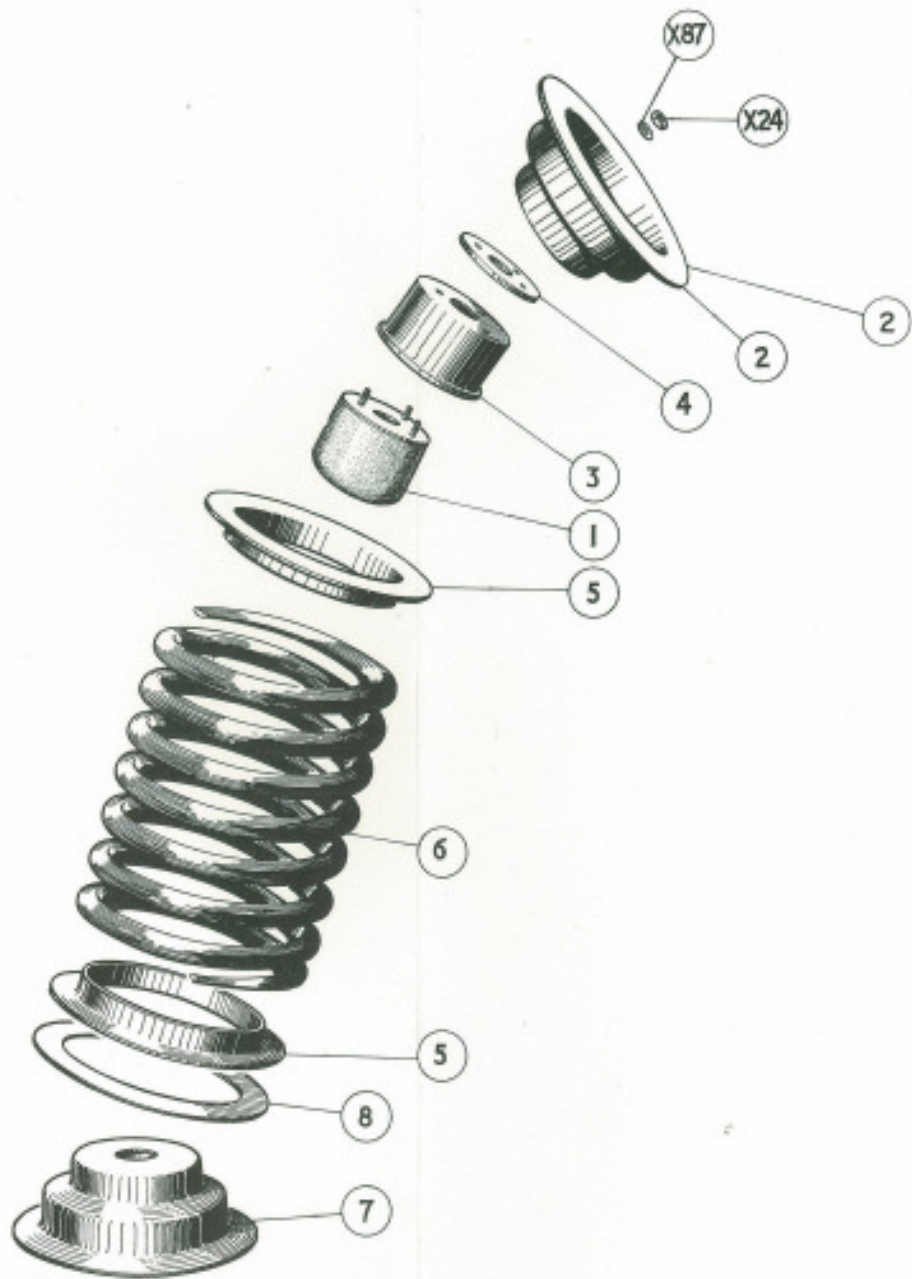
GROUP M3






GROUP M4

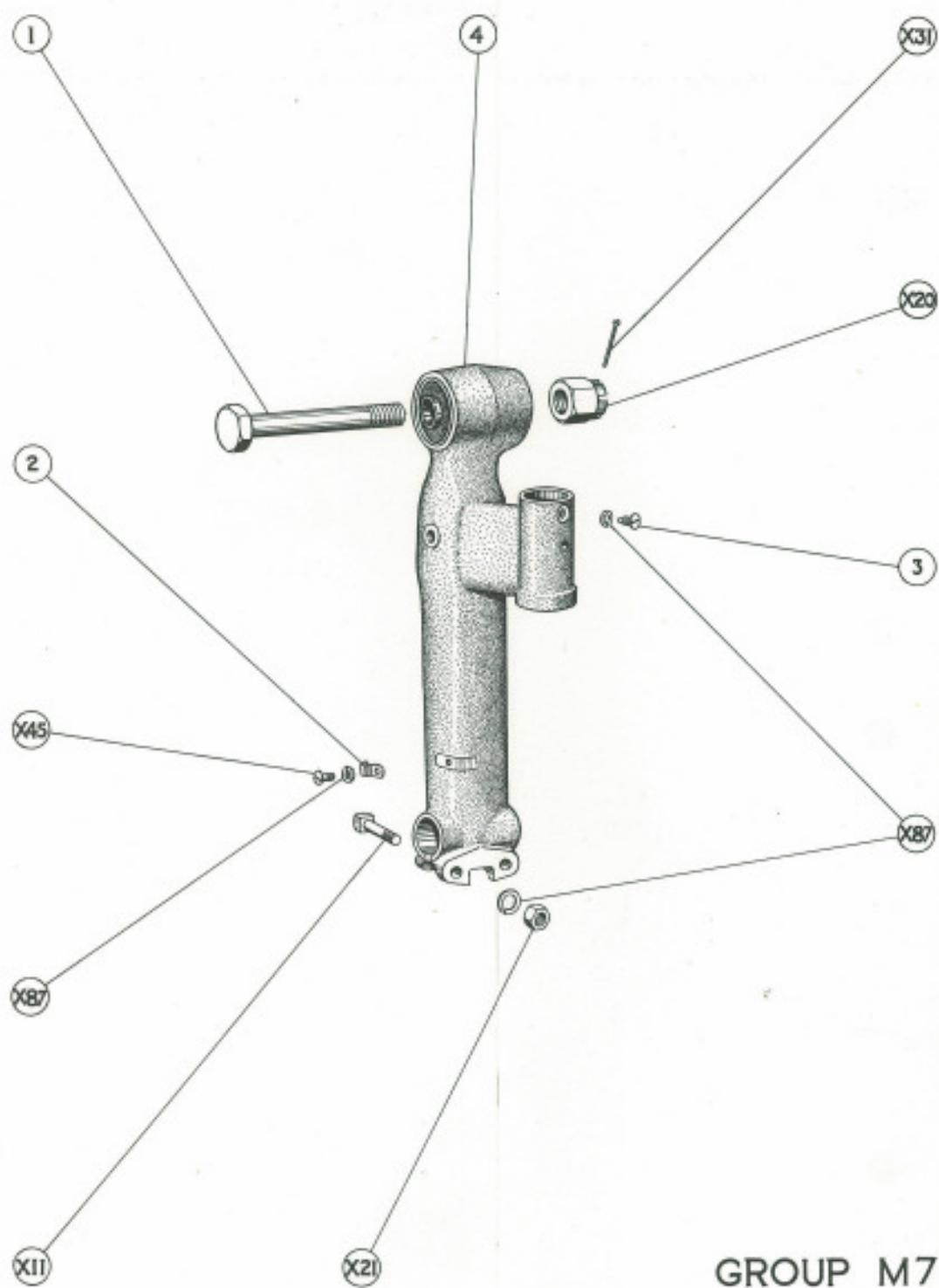




GROUP M5







GROUP M7

